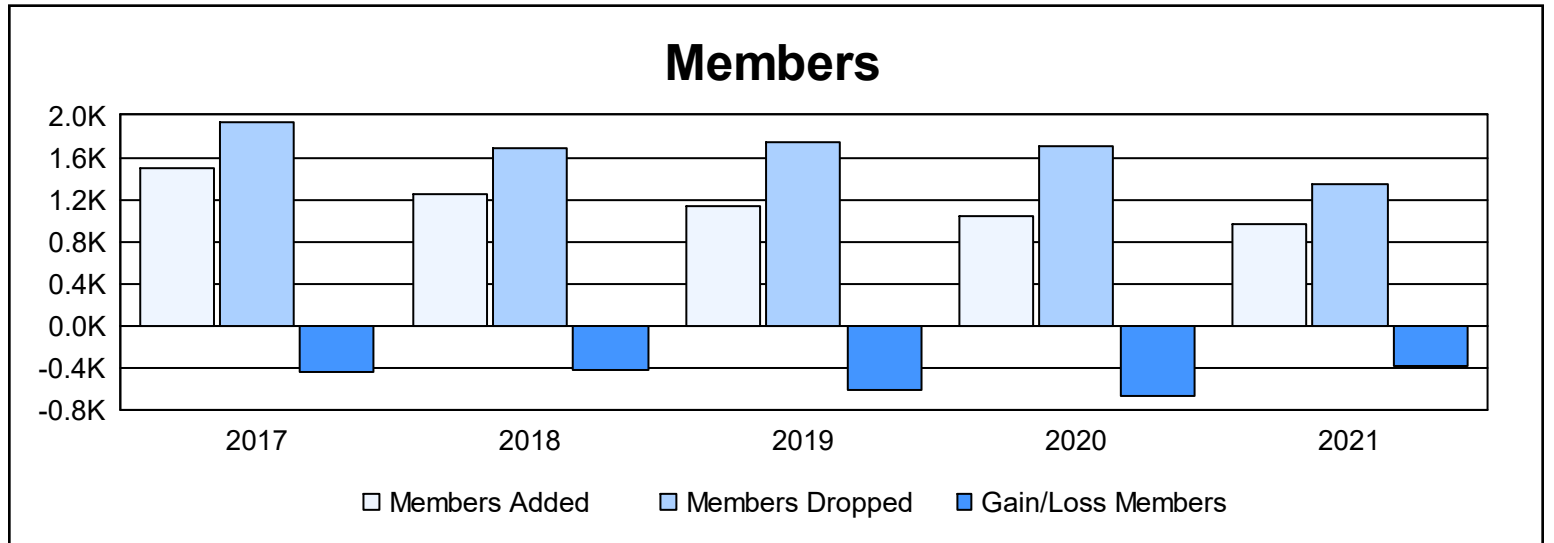
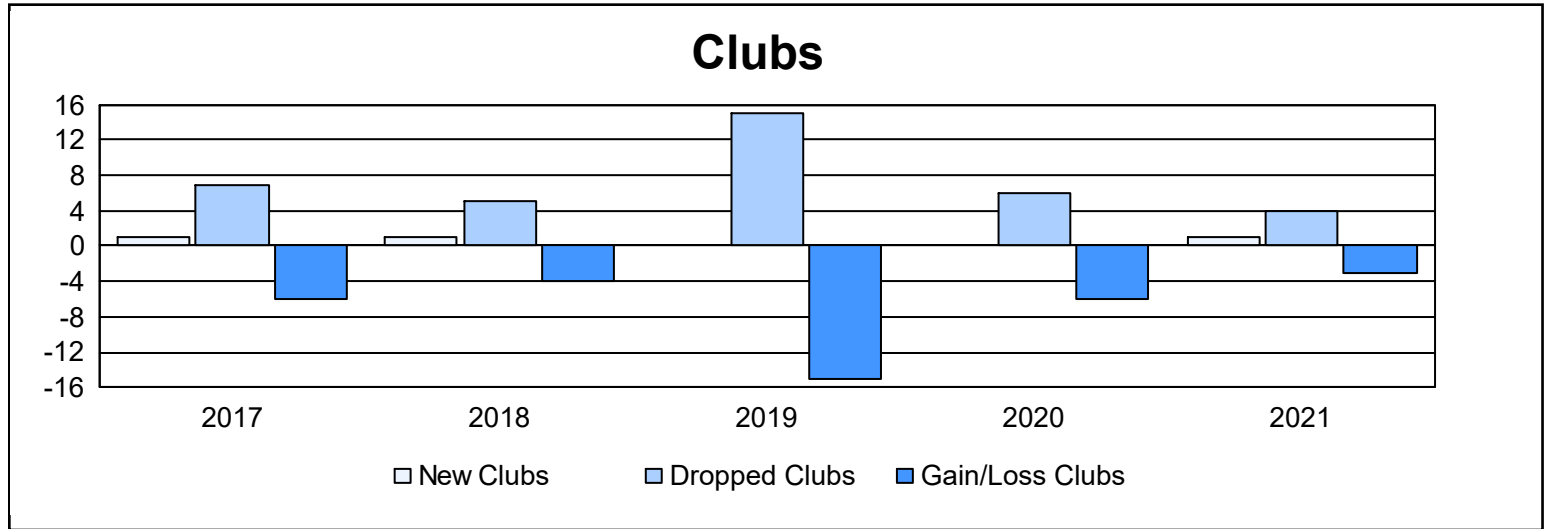
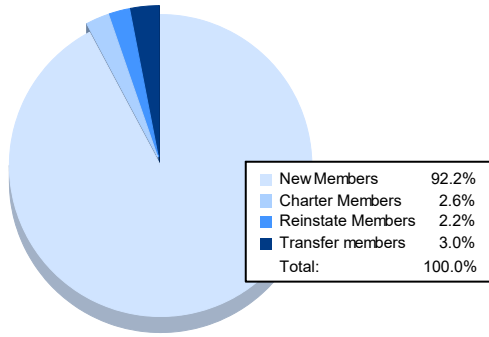


Year	New Clubs	Dropped Clubs	Gain/ Loss Clubs	New Members	Charter Members	Reinstate Members	Transfer Members	Total Member Added	Total Members Dropped	Gain/ Loss Members
2016-2017	1	7	-6	1,377	47	40	23	1,487	1,924	-437
2017-2018	1	5	-4	1,180	44	16	18	1,258	1,684	-426
2018-2019	0	15	-15	1,067	0	19	42	1,128	1,748	-620
2019-2020	0	6	-6	983	2	16	42	1,043	1,705	-662
2020-2021	1	4	-3	884	25	21	29	959	1,341	-382
Average	1	7	-7	1,098	24	22	31	1,175	1,680	-505



Membership Composition June 2021 Cumulative



Gender Composition June 2021 Cumulative

